



Technical data

Main product function	"Alu-Plus" contact paste
-----------------------	--------------------------

Material data

Fire load	0 MJ
Weight	35.3 g

Commercial data

Product Group	2 (Terminal Block Accessories)
eCl@ss 10.0	27-14-11-92
eCl@ss 9.0	27-14-11-92
ETIM 8.0	EC002848
ETIM 7.0	EC002848
PU (SPU)	20 (5) pcs
Packaging type	Box
Country of origin	DE
GTIN	4017332133890
Customs tariff number	34039900900

Environmental Product Compliance

RoHS Compliance Status	Compliant, No Exemption
------------------------	-------------------------

Downloads

Environmental Product Compliance

Compliance Search

Environmental Product
Compliance 249-130



Documentation

Bid Text

249-130	17.05.2017	doc 23.50 KB	
249-130	19.02.2019	xml 2.49 KB	

CAD/CAE-Data

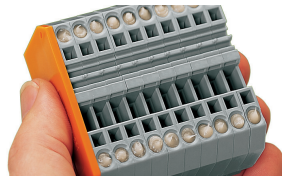

CAE data

EPLAN Data Portal
249-130



Installation Notes



Application



WAGO Rail-Mount Terminal Blocks (up to 4 mm²/12 AWG)
For each conductor entry: Insert nozzle of the "Alu-Plus" syringe in every open conductor entry hole (one after the other).

Press plunger down until "Alu-Plus" has filled all conductor entry holes.

Application





WAGO Lighting Connectors
Push nozzle of the "Alu-Plus" syringe first into the circular entry and then into the square conductor entry hole of the WAGO Lighting Connector.

Press the plunger down until "Alu-Plus" has filled both entry holes.

Note: Not suitable for higher temperature applications!

Application



1. Push nozzle of the "Alu-Plus" syringe into every open conductor entry hole (one after the other).

2. Press plunger down until "Alu-Plus" has filled all conductor entry holes.